
IEC TC57 WG16

MAINTENANCE REQUEST

Maintenance notice:

This template needs to be completed and sent to: WG16Part301@iectc57.org

Rules:

All participants in the IEC TC 57 WG16 may issue a Maintenance Request concerning IEC TC 57 WG16 documents, UML models or code components. This document defines the form that is to be used to submit such a request.

General guidelines for the Maintenance Request submission:

- The form is to be completed with all the necessary information.
- All associated documents required for the understanding of the Maintenance Request are to be provided.
- It is highly recommended to provide a presentation describing the use cases and why a change to an existing standard is necessary. Each use case must relate to an ongoing or upcoming project (American, European or National project). Valuable contextual information must be provided such as European regulations or directives, project specifications, and so on.
- If needed the requester can be invited to present their Maintenance Request to IEC TC57 WG16. Failing that an IEC TC57 WG16 member should champion the Maintenance Request so that any questions raised may be immediately resolved.

The IEC TC57 WG16 Convener will inform the submitter when the Maintenance Request is to be reviewed by the WG 16.

The Maintenance Request shall be provided to IEC TC57 WG16 Members and Corresponding Members at least one week prior to its presentation for approval.

The Maintenance Request will be debated within IEC TC57 WG 16 and its Members shall state:

- If the Maintenance Request is to be rejected and the reason of rejection.
- If the Maintenance Request is accepted.
- If the Maintenance Request is accepted with changes.

All decisions shall be obtained through consensus¹.

In all cases, the requester shall be informed of the IEC TC57 WG 16 decision.

Accepted Maintenance Requests, before being implemented in the existing standards, shall be updated in a common excel sheet.

¹ ISO definition of Consensus: “general agreement, characterized by the absence of sustained opposition to substantial issues by any important part of the concerned interests and by a process that involves seeking to take into account the views of all parties concerned and to reconcile any conflicting arguments”.

1 General Information

Date of submission:	2015/12/2023
Submitter Name:	Jan Owe
Organisation:	Svenska kraftnät
E-mail:	jan.owe@svk.se
Maintenance Request ID	ebIX® 2023/01009
Maintenance Request Version	321
Maintenance Request title	Add altitudeCompensation to EndDeviceInfo and link it to Meter in ESMP, i.e.: <ul style="list-style-type: none">• Add the new altitudeCompensation attribute to the IEC61968/Metering/EndDeviceInfo class.• Add the IEC61968/Metering/EndDeviceInfo class to ESMP, including the altitudeCompensation attribute.• Add an association from Meter to EndDeviceInfo in ESMP.

2 Description of the issue (Business requirements, use cases...)

2.1 Background and UseCases

When exchanging Metering configuration characteristics (master data) for gas installations, it may be a need to indicate if the Meter has built in altitude compensation functionality, ref [ebIX® BRS for alignment of Metering configuration characteristics](#) and Appendix A, Class diagram: ebIX® Metering configuration characteristics. Note that the requested new attribute to ESMP, altitudeCompensation, is called Altitude Correction in the ebIX® BRS.

3 Possible impacts on profiles (ESMP or profiles based on ESMP)

This MR suggest adding a new altitudeCompensation attribute to the IEC61968/Metering/EndDeviceInfo class and to add this EndDeviceInfo class, including the new altitudeCompensation attribute to the EuropeanStyleMarketProfile/IEC62325-351/ESMPClasses package (ESMP). In addition an association must be added from the Meter class to the EndDeviceInfo in ESMP.

Alternatives:

There is a wish within WG13, WG14 and WG16 to get rid of the compounds, hence this MR suggests adding the altitudeCompensation to the IEC61968/Metering/EndDeviceInfo class. However there are some alternatives:

- 1) Add the altitudeCompensation attribute as a new attribute in the «Compound» IEC61968/Metering/EndDeviceCapability.
- 2) Convert the «Compound» IEC61968/Metering/EndDeviceCapability to a “normal” class in the IEC61968/Metering package and let the EndDeviceInfo class inherit from the new EndDeviceCapability class. Thereafter add the altitudeCompensation attribute to the EndDeviceCapability class in both IEC61968/Metering/EndDeviceCapability and in ESMP.
- 3) Convert the «Compound» IEC61968/Metering/EndDeviceCapability to a “normal” class in the IEC61968/Metering package. Add the altitudeCompensation attribute to the

EndDevice~~CapabilityInfo~~ class. Add an association from the new EndDeviceCapability class to the EndDeviceInfo class. Thereafter add the EndDeviceInfo and EndDeviceCapability class to ESMP, including the altitudeCompensation attribute and making an association from the new EndDeviceCapability class to the Meter class in ESMP.

3)4) Add the altitudeCompensation attribute to the EndDeviceInfo class. Move all existing attributes in the compound IEC61968/Metering/EndDeviceCapability to the EndDeviceInfo class.

4 Description of the update

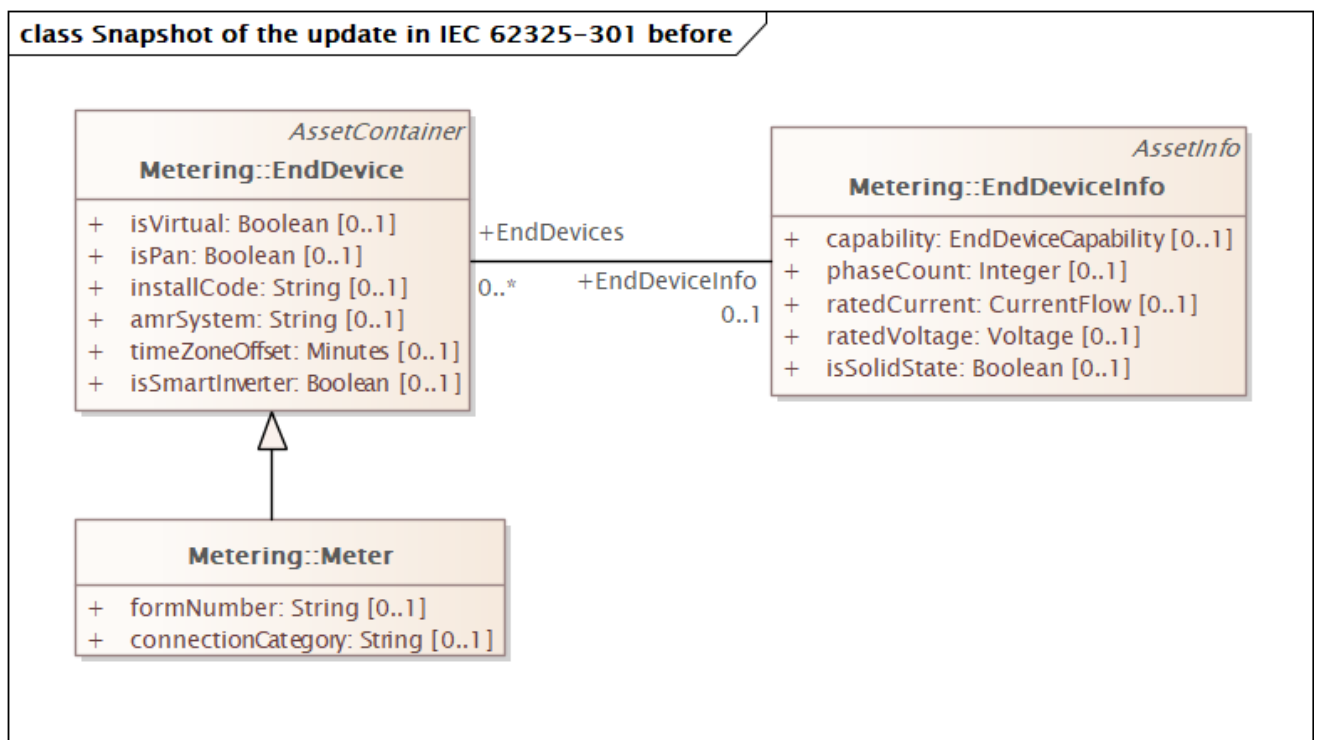
4.1 This request applies an update of IEC 62325-301 (If yes, please fill the points below)

Add the new altitudeCompensation attribute to the IEC61968/Metering/ EndDeviceInfo class, [ref. alternative 34\) above](#).

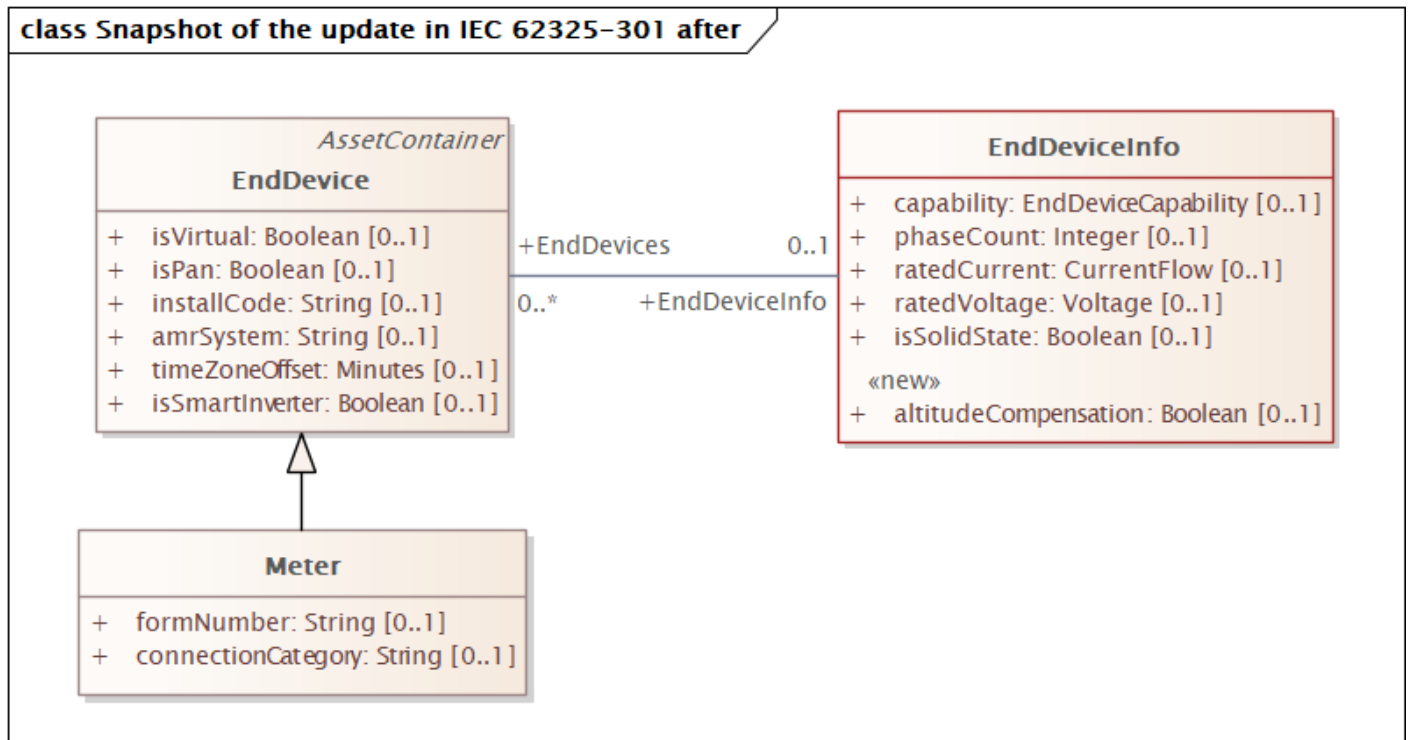
4.1.1 Reference to XMI (Optional)

None.

4.1.2 Snapshot of the update in IEC 62325-301 before



4.1.3 Snapshot of the update in IEC 62325-301 after



4.2 Description of update of IEC 62325-351 (If yes, please fill the points below)

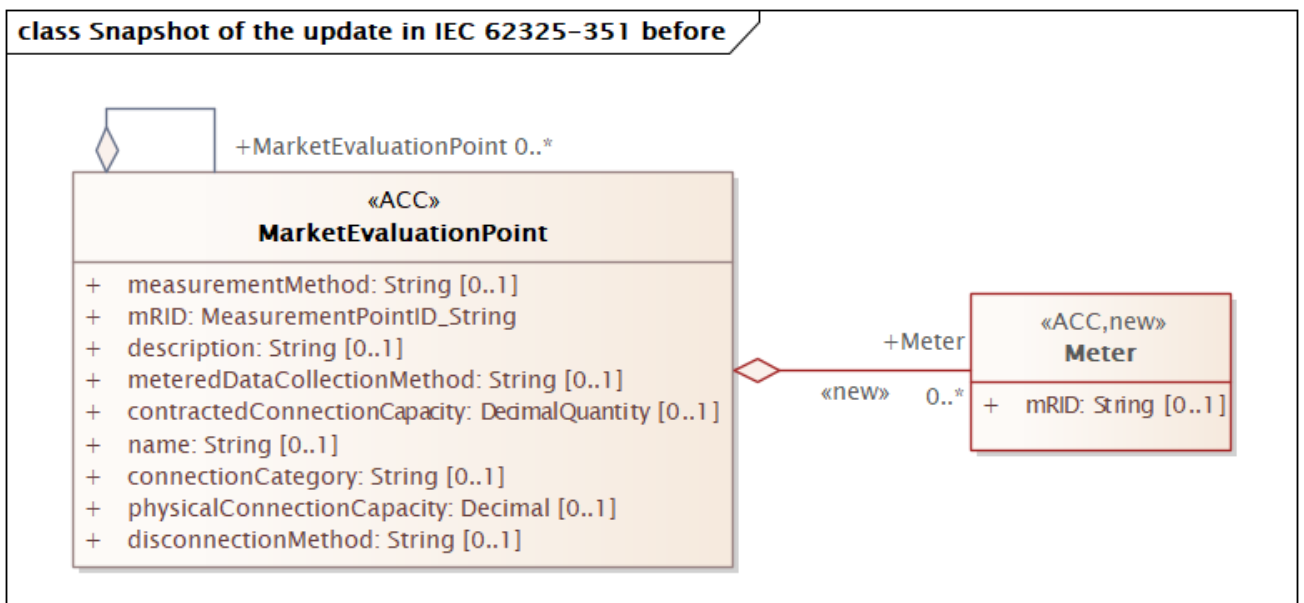
4.2.1 Description of the change/update

- 1) Add the IEC61968/Metering/EndDeviceInfo class, including the new altitudeCompensation attribute to ESMP.
- 2) Add an association from the Meter class (requested added to ESMP in ebIX® MR 2023/02) to the EndDeviceInfo class in ESMP.

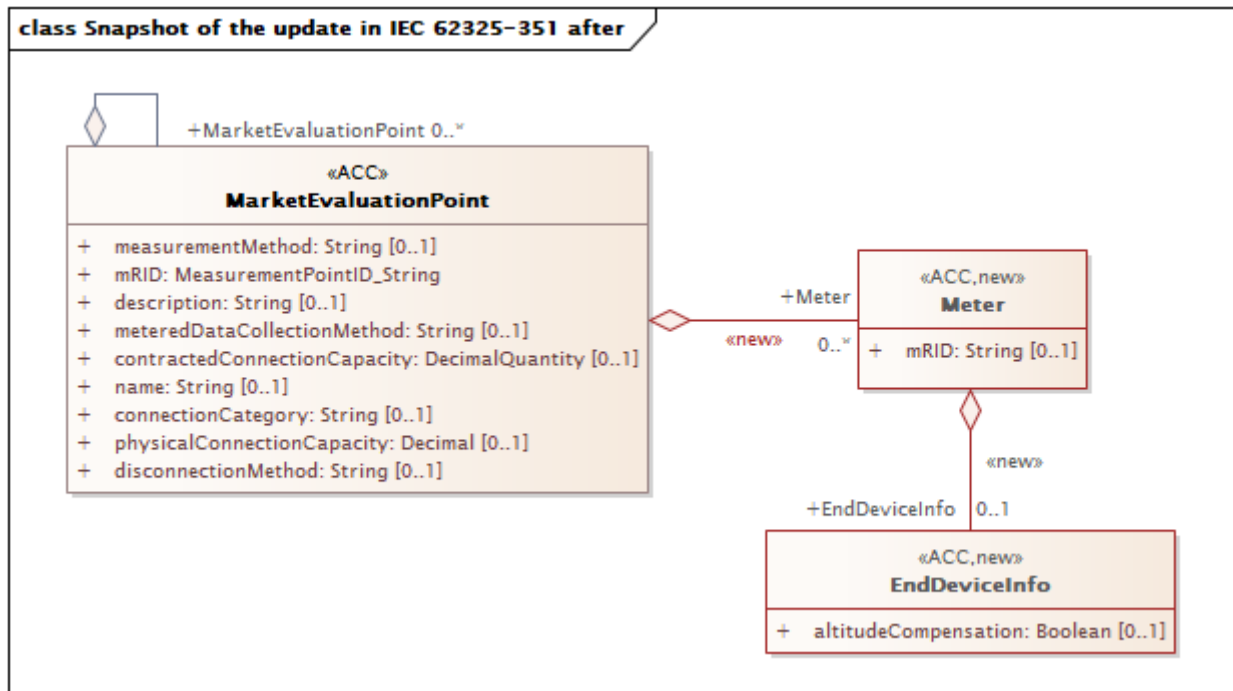
4.2.2 Reference to XMI (Optional)

None.

4.2.3 Snapshot of the update in IEC 62325-351 before



4.2.4 Snapshot of the update in IEC 62325-351 after



4.2.4.1 Class and attributes descriptions

Definition of IEC61968/Metering/EndDeviceInfo:

End device data.

Suggested definition of the EndDeviceInfo class in ESMP:

Characteristics of an end device.

Suggested definition of the new attribute altitudeCompensation (Boolean) in IEC61968/Metering/EndDeviceInfo:

True if device performs altitude compensation for metered quantities.

5 Final agreement

Appendix A Class diagram: ebIX® Metering configuration characteristics

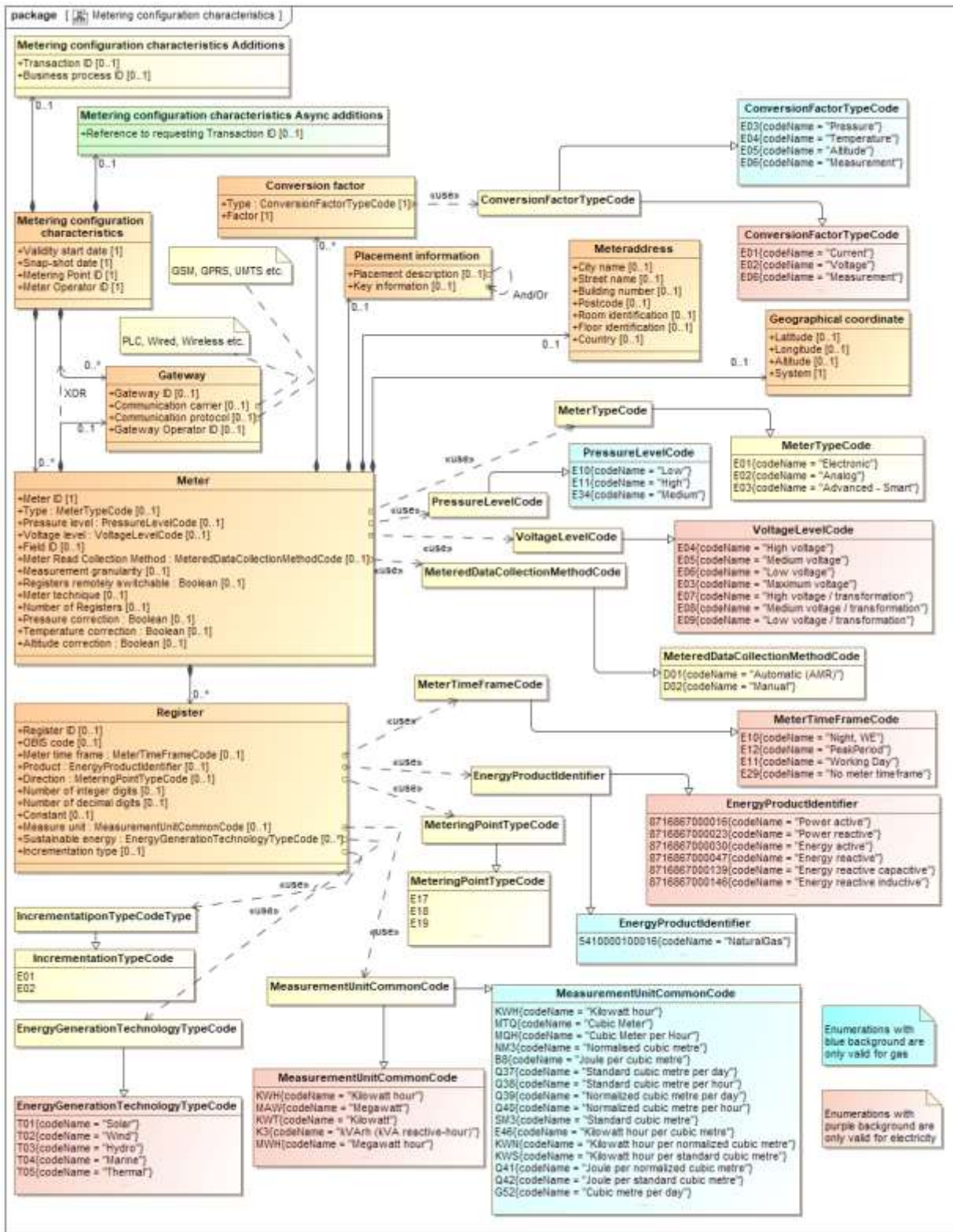


Figure 1 Class diagram: Metering configuration characteristics

Class/attribute	Sector ²	Description
«Business entity» Metering configuration characteristics		The information set of metering configuration characteristics of a Metering Point sent by the Meter Administrator to the Entitled Party in response to a request or when notifying metering configuration characteristics after a change in the characteristics. Entitled Parties ³ : <ul style="list-style-type: none"> • Consented Party • Meter Operator • Metered Data Collector • Metered Data Responsible
....		
«Business entity» Meter		A physical device containing one or more registers.
<i>Meter ID</i>		The unique identification of the Meter.
....		
Altitude correction	Gas	Indication whether the Meter corrects the measured values for altitude or not. Dependency: Dependent on national rules.
....		

² It is assumed that Metering Points are uniquely dedicated to either electricity or to gas.

³ The number of Entitled Parties may be increased nationally, e.g. addition of Energy Supplier and Grid Company.